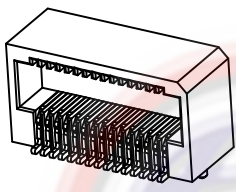
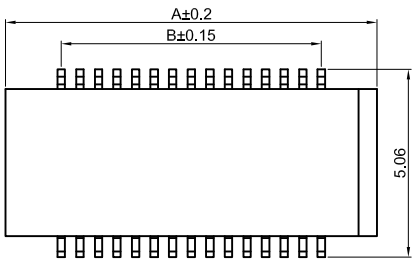


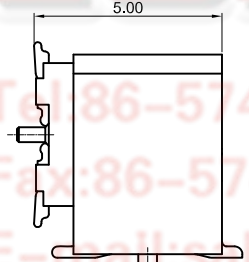
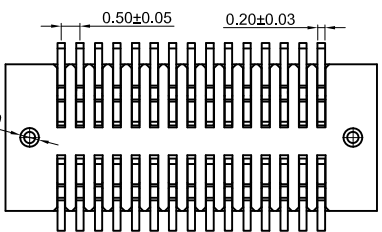
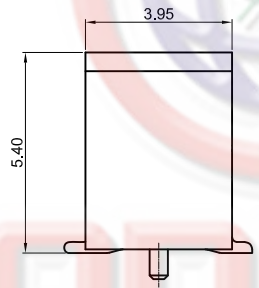
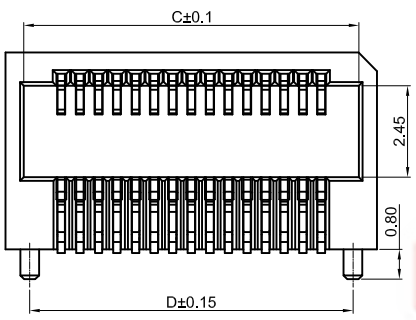
Dept Qty
 DC 1
 ED 1
 IE 1
 ISO 1
 PD 1
 R&D 1
 SD 1
 QA 1
 QC 1
 QF 1

The information provided herein is from CONNELY Electronic Co., Ltd. and is confidential. Any disclosure to a party other than the recipient is prohibited. The intellectual properties and its rights contained herein, including but not limited to, trademarks, patents, copyrights, trade secrets, and technical know-how, are owned exclusively by CONNELY or its affiliates. Unauthorized use of this information in any format or manner. CONNELY may enforce its intellectual property rights at its own discretion; failures or delays to exercise such rights does not constitute a waiver of such rights.

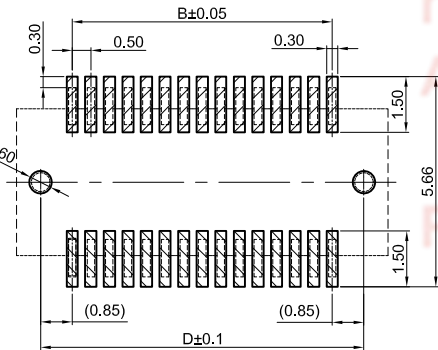
REV.	DESCRIPTION	DRAWN	CHECKED	APPROVED
A	NEW RELEASE	JLZ 04/07/19'		



3D VIEW



Mating Height:5.0mm
 With DS1151-09



RECOMMEND PCB LAYOUT
 (TOLERANCE=±0.05)

Notes:

Specifications:

- Contact Resistance: 80mΩ Max.
- Insulation Resistance: 1000MΩ Min.
- Dielectric Withstanding Voltage: 150V AC(rms) For 1 Minute.
- Current Rating:0.5A/Pin.
- Voltage Rating:60V AC rms.
- Temperature: -40°C~+85°C.

Materials:

- Contact Material: Copper Alloy.
- Contact Plating: Gold Plating Over Nickel.
- Insulator Material: LCP,Ivory,UL94-V0.

Product Number Code:

DS1151-10 - X X X X X X X 0

- Packing Type
R:Tape On Reel
- Post Support
S:W/ Post
- Housing Color
V:Ivory
- Contact Plating
8:Full Gold Flash
- Mounting Type
S:SMT Type
- Connector Type
S:Socket
- No.of Contacts
04~80

NO.of contacts	Dimensions				NO.of contacts	Dimensions			
	A.	B.	C.	D.		A.	B.	C.	D.
04	3.50	0.50	2.52	2.20	32	10.50	7.50	9.52	9.20
06	4.00	1.00	3.02	2.70	34	11.00	8.00	10.02	9.70
08	4.50	1.50	3.52	3.20	36	11.50	8.50	10.52	10.20
10	4.00	2.00	4.02	3.70	38	12.00	9.00	11.02	10.70
12	5.50	2.50	4.52	4.20	40	12.50	9.50	11.52	11.20
14	6.00	3.00	5.02	4.70	42	13.00	10.00	12.02	11.70
16	6.50	3.50	5.52	5.20	44	13.50	10.50	12.52	12.20
18	7.00	4.00	6.02	5.70	46	14.00	11.00	13.02	12.70
20	7.50	4.50	6.52	6.20	48	14.50	11.50	13.52	13.20
22	8.00	5.00	7.02	6.70	50	15.00	12.00	14.02	13.70
24	8.50	5.50	7.52	7.20	52	15.50	12.50	14.52	14.20
26	9.00	6.00	8.02	7.70	60	17.50	14.50	16.52	16.20
28	9.50	6.50	8.52	8.20	70	20.00	17.00	19.02	18.70
30	10.00	7.00	9.02	8.70	80	22.50	19.50	21.52	21.20

GENERAL TOLERANCE	ANGLE TOLERANCE
X. ±0.60	X. ±5°
.X ±0.38	.X ±3°
.XX ±0.25	.XX ±2°

PROJECTION		TITLE	0.50mm Board to Board SMT Single Groove Female Horizontal Type
UNITS	mm	SHEET SIZE	A4
SHEET SIZE	A4	SERIES	DS1151-10 SERIES

DRAWING TYPE	CUSTOMER
SCALE	1:1 SHEET 1 OF 1
DRAWING NO.	C-DS1151-10-XXXXXX0-A

晨翔电子有限公司
CONNFLY CONNELY ELECTRONIC CO. LTD