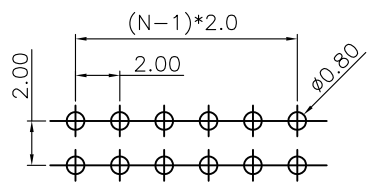
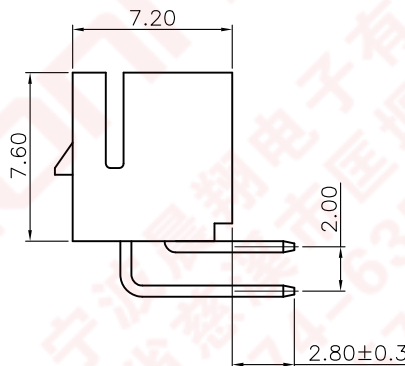
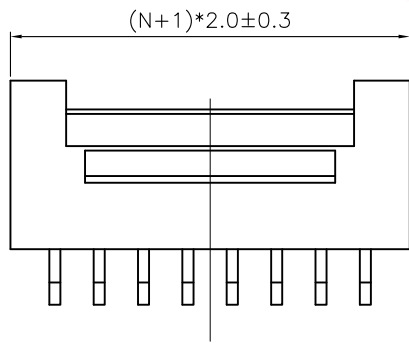
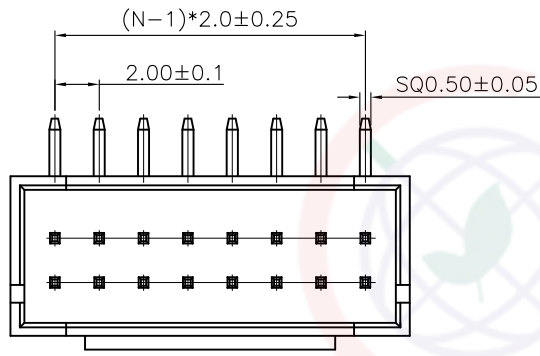


Dept	1	2	3	4	5	6	7	8
Qty								
DC	1							
ED	1							
IE	1							
ISO	1							
PD	1							
R&D	1							
SD	1							
QA	1							
QC	1							
QF	1							

REV.	DESCRIPTION	DRAWN	CHECKED	APPROVED
A	NEW RELEASE	JLZ 08/09/18'		

The information provided herein is from CONNELY Electronic Co., Ltd. and is confidential. Any disclosure to a party other than the recipient is prohibited. The intellectual properties and its rights contained herein, including but not limited to, trademarks, patents, copyrights, trade secrets, and technical know-how, are owned exclusively by CONNELY or its affiliates. Unauthorized use of this information in any format or manner. CONNELY may enforce its intellectual property rights at its own discretion; failures or delays to exercise such rights does not constitute a waiver of such rights.



RECOMMEND PCB LAYOUT
(TOLERANCE= ±0.05)

N=No.of contact/2

NOTES:

- MAIN SPECIFICATIONS
 - Housing material: NYLON 66
 - Contact material: Copper Alloy
 - Rated voltage: 125V
 - Rated current: 2.0A
 - Contact resistance: 30mΩ Max
 - Insulation resistance: 1000MΩ Min
 - Withstanding voltage: 500V,AC 1 minute
 - Temperature range: -25 ~ +85°C
 - Recommend PC board thickness:1.6mm

2. PRODUCT NUMBER CODE:

DS1066-09 - X X X X X X

- Contact type
X: W/O Kink
- Housing Color
V: Ivory
- Contact Plating
6: Tin
- Mounting type
R: R/A type
- Connector type
M: Male
- No.of contact
2x2~2x20

GENERAL TOLERANCE		ANGLE TOLERANCE		PROJECTION		TITLE	2.0mm Wafer PHB R/A TYPE	
X.	±0.60	X.	±5°	UNITS	mm	SHEET	A4	
.X	±0.38	.X	±3°	SHEET SIZE	A4	SERIES	DS1066-09 SERIES	
.XX	±0.25	.XX	±2°	晨翔电子有限公司 CONNFLY CONNELY ELECTRONIC CO. LTD				
DRAWING TYPE		CUSTOMER						
SCALE		1:1 SHEET 1 OF 1						
DRAWING NO.		C-DS1066-09-XXXXXX-A						