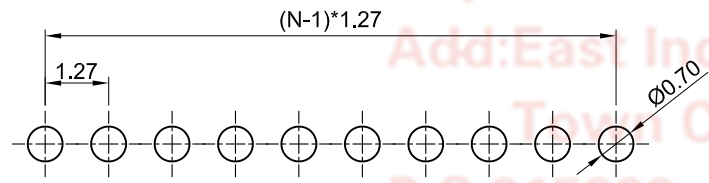
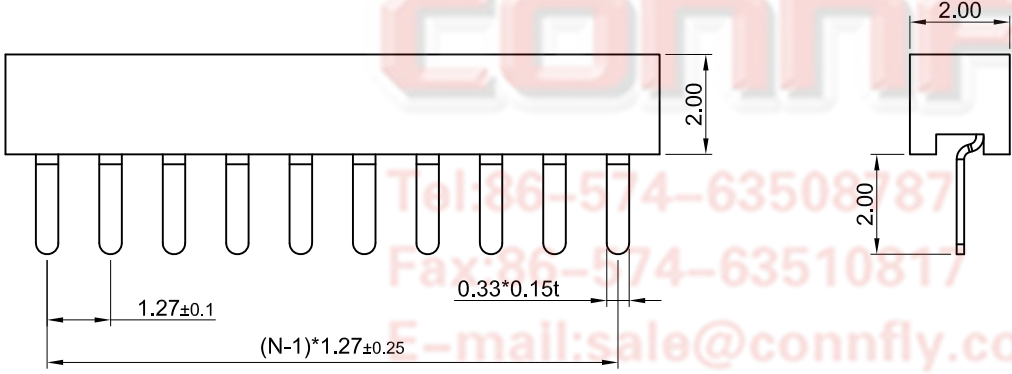
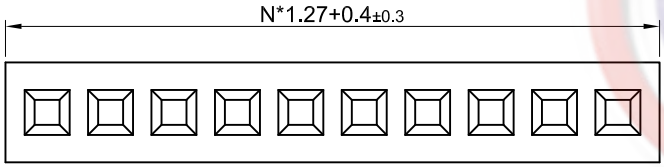


Dept	1	2	3	4	5	6	7	8
Qty	1							
DC	1							
ED	1							
IE	1							
ISO	1							
PD	1							
R&D	1							
SD	1							
QA	1							
QC	1							
QF	1							

REV.	DESCRIPTION	DRAWN	CHECKED	APPROVED
A	NEW RELEASE	JLZ 09/15/17'		

The information provided herein is from CONNELY Electronic Co., Ltd. and is confidential. Any disclosure to a party other than the recipient is prohibited. The intellectual properties and its rights contained herein, including but not limited to, trademarks, patents, copyrights, trade secrets, and technical know-how, are owned exclusively by CONNELY or its affiliates. Unauthorized use of this information in any format or manner. CONNELY may enforce its intellectual property rights at its own discretion; failures or delays to exercise such rights does not constitute a waiver of such rights.



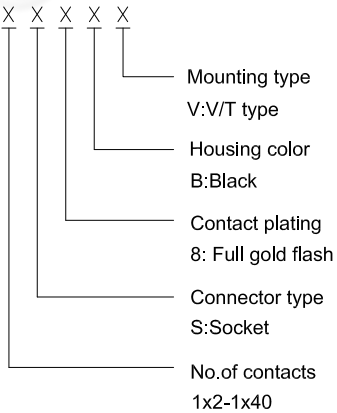
**NOTES:**

- SPECIFICATIONS**
  - Current Rating: 1A
  - Insulation Resistance: 500MΩ Min
  - Dielectric Withstanding: 300V AC
  - Contact Resistance: 30mΩ Max
  - Operating Temperature: -40°C to +105°C

- MATERIALS**
  - Contact Material: Copper alloy
  - Insulator: Thermoplastic(UL94 V-0).

**3.PRODUCT NUMBER CODE:**

DS1065-25 - X X X X X



GENERAL TOLERANCE		ANGLE TOLERANCE	
X.	±0.60	X.	±5°
.X	±0.38	.X	±3°
.XX	±0.25	.XX	±2°

PROJECTION		TITLE	1.27mm Female Header
UNITS	mm		Single Row V/T Type H=2.0mm
SHEET SIZE	A4	SERIES	DS1065-25 SERIES

DRAWING TYPE	CUSTOMER		
SCALE	1:1	SHEET	1 OF 1
DRAWING NO.	C-DS1065-25-XXXXXX-A		

**晨翔电子有限公司**  
**CONNFLY CONNFLY ELECTRONIC CO. LTD**