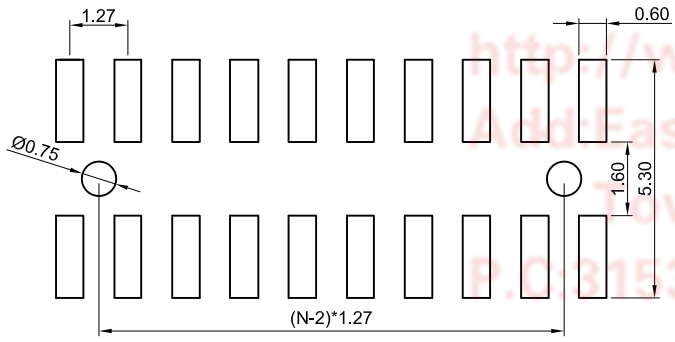
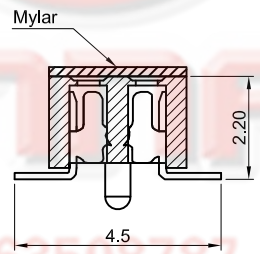
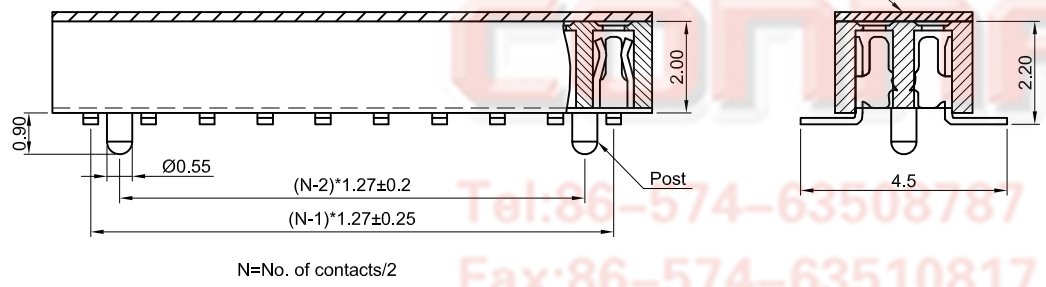
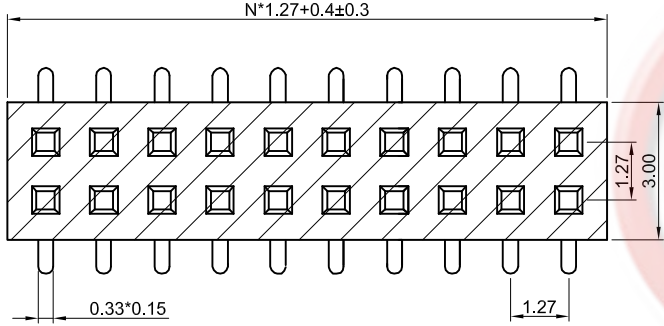


The information provided herein is from CONNELY Electronic Co., Ltd. and is confidential. Any disclosure to a party other than the recipient is prohibited. The intellectual properties and its rights contained herein, including but not limited to, trademarks, patents, copyrights, trade secrets, and technical know-how, are owned exclusively by CONNELY or its affiliates. Unauthorized use of this information in any format or manner. CONNELY may enforce its intellectual property rights at its own discretion; failures or delays to exercise such rights does not constitute a waiver of such rights.

1 2 3 4 5 6 7 8

REV.	DESCRIPTION	DRAWN	CHECKED	APPROVED
A	NEW RELEASE	JLZ 08/11/16'	HZW 08/11/16'	LJC 08/11/16'
B	DRAWING UPDATE	JLZ 09/20/19'		



RECOMMEND PCB LAYOUT

NOTES:

- SPECIFICATIONS
 - Current Rating: 1A
 - Insulation Resistance: 500MQ Min
 - Dielectric Withstanding: 300V AC
 - Contact Resistance: 30mΩ Max
 - Operating Temperature: -40°C to +105°C

- MATERIALS
 - Contact Material: Copper alloy
 - Insulator: Thermoplastic(UL94 V-0)

3.PRODUCT NUMBER CODE:

DS1065-21 - X X X X X X X X

- X Post support
- S: W/ post
- X: W/O post
- Packing type
- R: Tape on reel
- Pick up support
- M: Mylar
- Mounting type
- S: SMT type
- Housing color
- B: Black
- Contact plating
- 8: Full gold flash
- Connector type
- S: Socket
- No.of contacts
- 2x2-2x40

GENERAL TOLERANCE		ANGLE TOLERANCE	
X.	±0.60	X.	±5°
.X	±0.38	.X	±3°
.XX	±0.25	.XX	±2°

PROJECTION	TITLE
mm	1.27mm Female Header
A4	SMT Type H=2.0mm
SERIES	DS1065-21 SERIES

DRAWING TYPE	CUSTOMER
SCALE	1:1 SHEET 1 OF 1
DRAWING NO.	C-DS1065-21-XXXXXXX-B

晨翔电子有限公司
CONNFLY CONNELY ELECTRONIC CO. LTD

1 2 3 4 5 6 7 8