
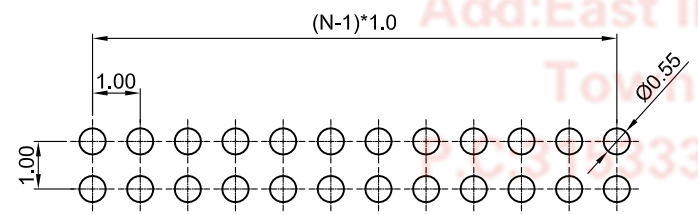
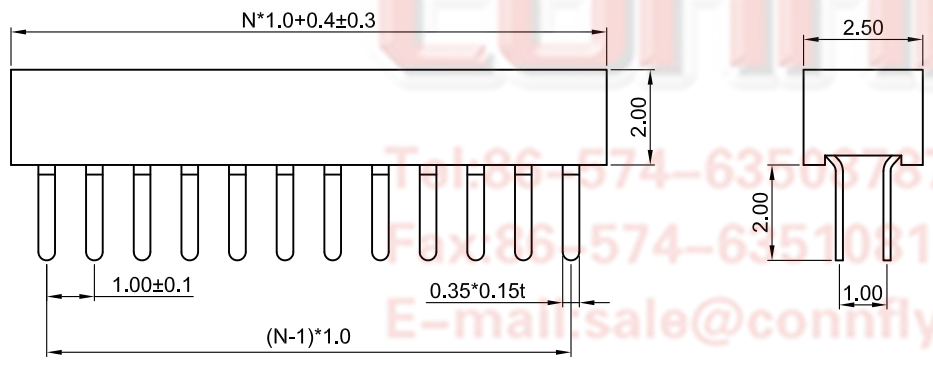
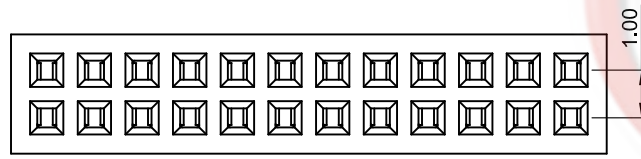


The information provided herein is from CONNELY Electronic Co., Ltd. and is confidential. Any disclosure to a party other than the recipient is prohibited. The intellectual properties and its rights contained herein, including but not limited to, trademarks, patents, copyrights, trade secrets, and technical know-how, are owned exclusively by CONNELY or its affiliates. Unauthorized use of this information in any format or manner. CONNELY may enforce its intellectual property rights at its own discretion; failures or delays in exercising such rights does not constitute a waiver of such rights.

1                      2                      3                      4                      5                      6                      7                      8

REV.	DESCRIPTION	DRAWN	CHECKED	APPROVED
A	NEW RELEASE	JLZ 12/15/15'	HZW 12/15/15'	LJC 12/15/15'
B	DRAWING UPDATE	JLZ 09/29/19'		



NOTES:

- SPECIFICATIONS
  - Current Rating: 1.0A
  - Insulation Resistance: 500MΩ Min
  - Dielectric Withstanding: 300V AC
  - Contact Resistance: 20mΩ Max
  - Operating Temperature: -40°C to +105°C

- MATERIALS:
  - Housing: Thermoplastic(UL94 V-0)
  - Contact: Copper alloy


3.PRODUCT NUMBER CODE:


DS1065-17 - X X X X

- X: Mounting type  
V: V/T type
- X: Housing color  
B: Black
- X: Contact plating  
8: Full gold flash
- X: Connector type  
S: Socket
- X: No. of contacts  
2x2-2x50

GENERAL TOLERANCE		ANGLE TOLERANCE	
X.	±0.60	X.	±5°
.X	±0.38	.X	±3°
.XX	±0.25	.XX	±2°

DRAWING TYPE	CUSTOMER		
SCALE	1:1	SHEET	1 OF 1
DRAWING NO.	C-DS1065-17-XXXXX-B		

PROJECTION		TITLE	1.00mm Female Header V/T Type	
UNITS	mm	SERIES	DS1065-17 SERIES	


**晨翔电子有限公司**  
**CONNFLY CONNELY ELECTRONIC CO. LTD**

1                      2                      3                      4                      5                      6                      7                      8