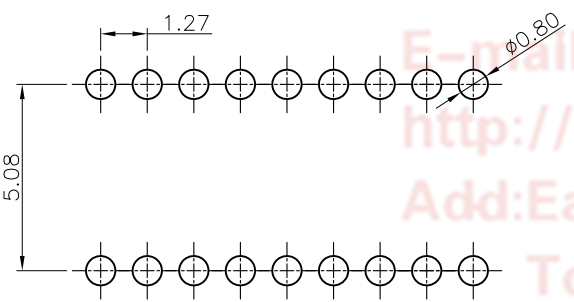
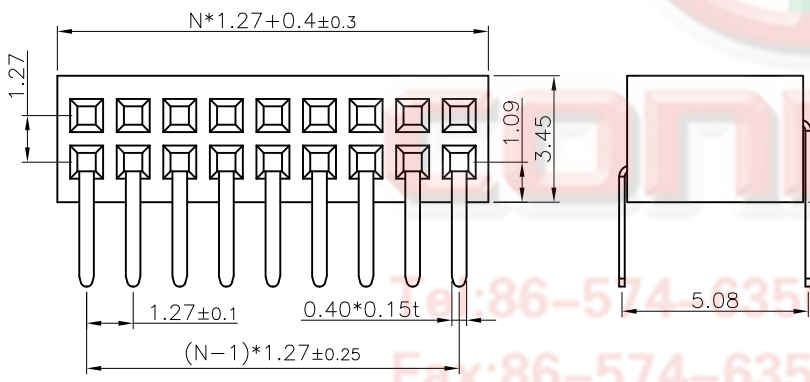
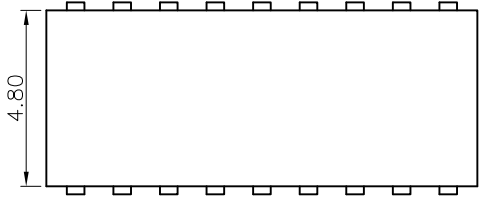


The information provided herein is from CONNELY Electronic Co., Ltd. and is confidential. Any disclosure to a party other than the recipient is prohibited. The intellectual properties and its rights contained herein, including but not limited to, trademarks, patents, copyrights, trade secrets, and technical know-how, are owned exclusively by CONNELY or its affiliates. Unauthorized use of this information in any format or manner. CONNELY may enforce its intellectual property rights at its own discretion; failures or delays to exercise such rights does not constitute a waiver of such rights.

1 2 3 4 5 6 7 8

REV.	DESCRIPTION	DRAWN	CHECKED	APPROVED
A	NEW RELEASE	JLZ 08/31/17'	HZW 08/31/17'	LJC 08/31/17'
B	DRAWING UPDATE	JLZ 07/09/18'		

N=No. of contacts/2



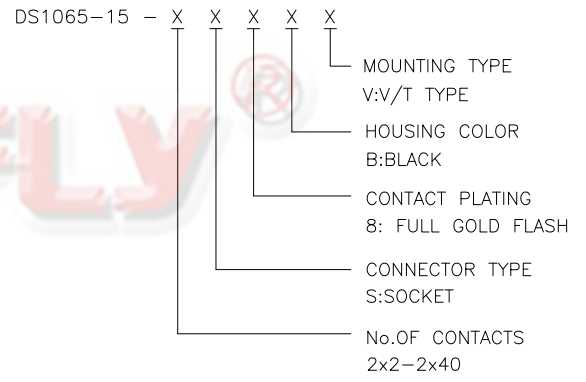
RECOMMEND PCB LAYOUT
(TOLERANCE=±0.05)

NOTES:

- SPECIFICATIONS
 - Current Rating: 1A
 - Insulation Resistance: 500MΩ Min
 - Dielectric Withstanding: 300V AC
 - Contact Resistance: 30mΩ Max
 - Operating Temperature: -40°C to +105°C

- MATERIALS
 - Contact Material: Copper alloy
 - Insulator: Thermoplastic(UL94 V-0)

3.PRODUCT NUMBER CODE:



Tel:86-574-63510817
 Fax:86-574-63510817
 E-mail:sale@connfly.com
 http://www.connfly.com
 Add:East Industry Zone KuangYan
 Town Cixi Ningbo China
 P.C:315322

GENERAL TOLERANCE		ANGLE TOLERANCE	
X.	±0.60	X.	±5°
.X	±0.38	.X	±3°
.XX	±0.25	.XX	±2°

PROJECTION		TITLE	1.27mm Female Header Side Entry DIP Type
UNITS	mm	SHEET SIZE	A4
SHEET SIZE	A4	SERIES	DS1065-15 SERIES

DRAWING TYPE	CUSTOMER		
SCALE	1:1	SHEET	1 OF 1
DRAWING NO.	C-DS1065-15-XXXXX-B		

晨翔电子有限公司
CONNFLY CONNELY ELECTRONIC CO. LTD

1 2 3 4 5 6 7 8