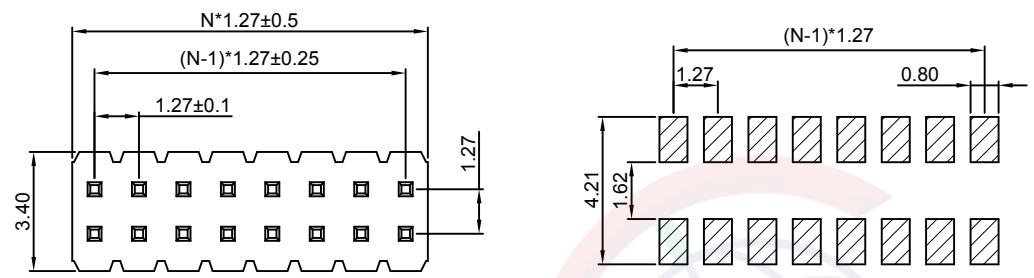


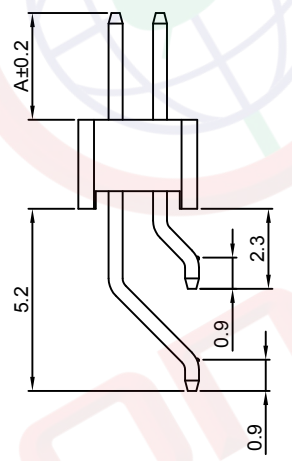
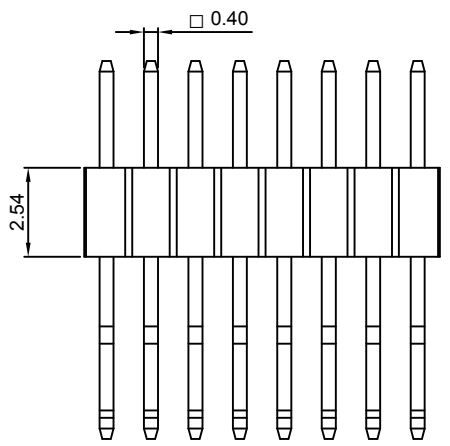
The information provided herein is from CONNELY Electronic Co., Ltd. and is confidential. Any disclosure to a party other than the recipient is prohibited. The intellectual properties and its rights contained herein, including but not limited to, trademarks, patents, copyrights, trade secrets, and technical know-how, are owned exclusively by CONNELY or its affiliates. Unauthorized use or reproduction of any part of this document is strictly prohibited. CONNELY may enforce its intellectual property rights at its own discretion, failures or delays to exercise such rights does not constitute a waiver of such rights.

Dept	
Qty	
DC	1
ED	1
IE	1
ISO	1
PD	1
R&D	1
SD	1
QA	1
QC	1
QF	1

N=Number of contacts/2



Recommend PCB layout
(Tolerance:±0.05)



Type	DIM A
1	3.05
2	1.91
3	1.65
4	3.81



(Series Image-Reference Only)

REV.	DESCRIPTION	DRAWN	CHECKED	APPROVED
A	NEW RELEASE	YCH 05/10/12'		LJC 05/10/12'
D	DRAWING UPDATE	JLZ 06/12/19'		

Notes:

Specifications:

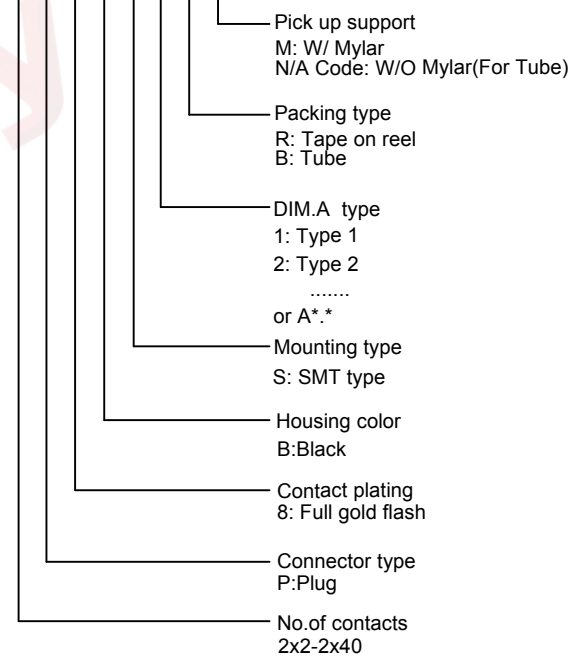
1. Contact Resistance: 20mΩ Max.
2. Insulation Resistance: 1000MΩ Min.
3. Dielectric Withstanding Voltage: 300V AC(rms) For 1 Minute.
4. Current Rating:1A.
5. Temperature: -40°C~+105°C.

Materials:

1. Contact Material: Copper Alloy.
2. Contact Plating: Gold Plating Over Nickel.
3. Insulator Material: PA9T,Black,UL94-V0.

Product Number Code:

DS1031-35 - X X X X X X X - 3A



GENERAL TOLERANCE		ANGLE TOLERANCE		PROJECTION		TITLE	1.27mm Pin Header Double Row horizontal SMT Type				
X.	±0.60	X.	±5°	UNITS	mm	SERIES	DS1031-35 SERIES				
.X	±0.38	.X	±3°								
.XX	±0.25	.XX	±2°								
DRAWING TYPE		CUSTOMER		晨翔电子有限公司 CONNELY ELECTRONIC CO. LTD							
SCALE		1:1							SHEET	1 OF 1	
DRAWING NO.		C-DS1031-35-XXXXXXX-3A-D									