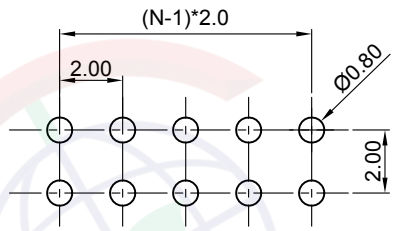
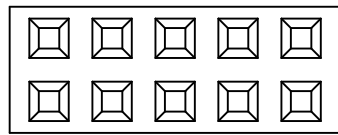
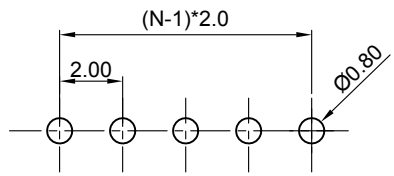
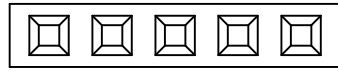



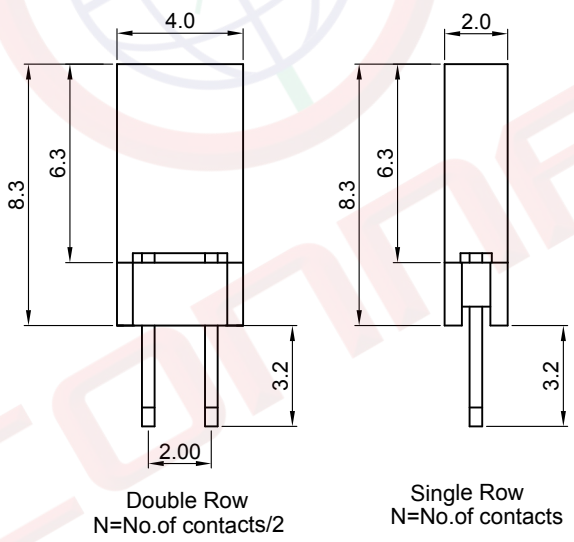
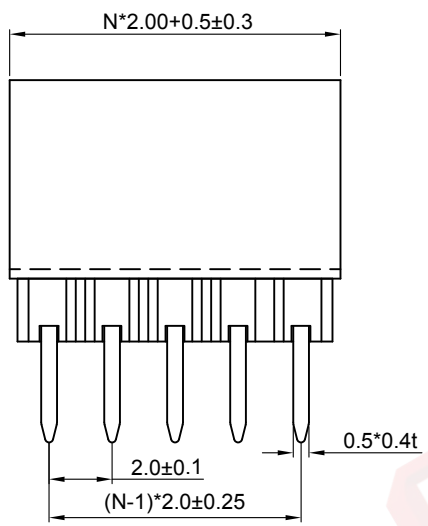
Dept	Qty
DC	1
ED	1
IE	1
ISO	1
PD	1
R&D	1
SD	1
QA	1
QC	1
QF	1

The information provided herein is from CONNELY Electronic Co., Ltd. and is confidential. Any disclosure to a party other than the recipient is prohibited. The intellectual properties and its rights contained herein, including but not limited to, trademarks, patents, copyrights, trade secrets, and technical know-how, are owned exclusively by CONNELY or its affiliates. Unauthorized use or reproduction of any part of this document is strictly prohibited. CONNELY may enforce its intellectual property rights at its own discretion, failures or delays to exercise such rights does not constitute a waiver of such rights.

REV.	DESCRIPTION	DRAWN	CHECKED	APPROVED
A	NEW RELEASE	JLZ 08/26/14'	HZW 08/26/14'	LJC 08/26/14'
B	DRAWING UPDATE	JLZ 05/27/19'		



Recommend PCB layout
(Tolerance:±0.05)



(Series Image-Reference Only)

Notes:

Specifications:

1. Contact Resistance: 20mΩ Max.
2. Insulation Resistance: 1000MΩ Min.
3. Dielectric Withstanding Voltage: 600V AC(rms) For 1 Minute.
4. Current Rating:1.5A.
5. Temperature: -40°C~+105°C.

Materials:

1. Contact Material: Copper Alloy.
2. Contact Plating: Gold Plating Over Nickel.
3. Insulator Material: High temp,Black,UL94-V0.

Product Number Code:

DS1026-19 - X X X X X

- Mounting type
V:V/T type
- Housing color
B:Black
- Contact plating
8: Full gold flash
- Connector type
S:Socket
- No.of contacts
2x2~2x40
1x2~1x40

GENERAL TOLERANCE		ANGLE TOLERANCE		PROJECTION		TITLE	2.00mm Female Header
X.	±0.60	X.	±5°	UNITS	mm		V/T Stack Stamping Type
.X	±0.38	.X	±3°	SHEET SIZE	A4	SERIES	DS1026-19 SERIES
.XX	±0.25	.XX	±2°	晨翔电子有限公司 CONNFLY CONNELY ELECTRONIC CO. LTD			
DRAWING TYPE		CUSTOMER					
SCALE		1:1					
DRAWING NO.		C-DS1026-19-XXXXX-B					