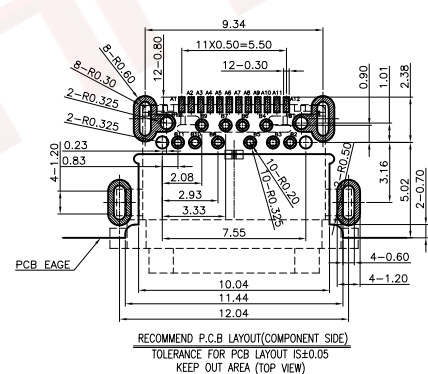
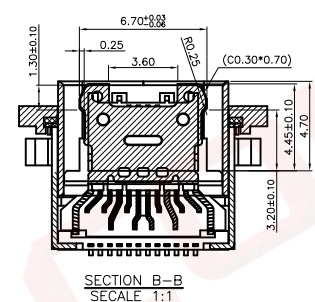
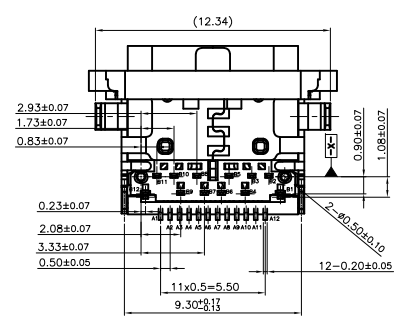
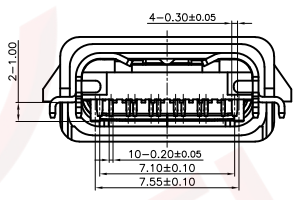
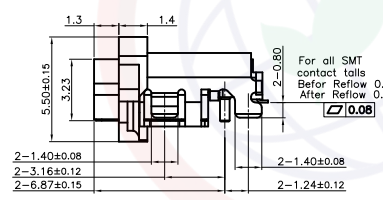
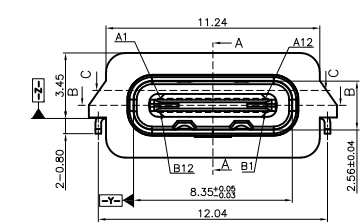
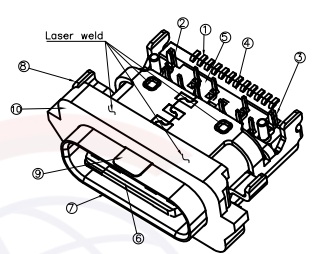
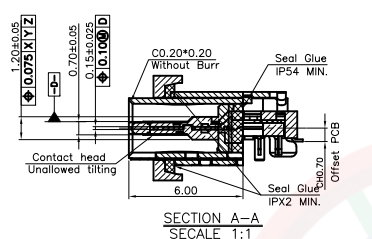
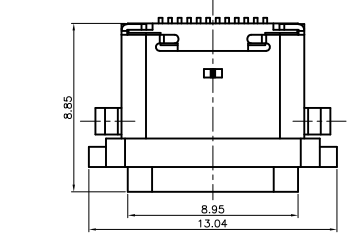


Dept Qty
 DC 1
 ED 1
 IE 1
 ISO 1
 PD 1
 R&D 1
 SD 1
 QA 1
 QC 1
 QE 1


The information provided herein is from CONNELY Electronic Co., Ltd. and is confidential. Any disclosure to a party other than the recipient is prohibited. The intellectual properties and its rights contained herein, including but not limited to, trademarks, patents, copyrights, trade secrets, and technical know-how, are owned exclusively by CONNELY or its affiliates. Unauthorized use or reproduction of this document in any format or manner, CONNELY may enforce its intellectual property rights at its own discretion; failures or delays to exercise such rights does not constitute a waiver of such rights.

REV.	DESCRIPTION	DRAWN	CHECKED	APPROVED
A	NEW RELEASE	JLZ 01/18/21'		



NOTE:
 1. ELECTRICAL CHARACTERISTICS:
 1.1 CONTACT RESISTANCE: 40mΩ Max FOR INITIAL, 10mΩ CHANGE AFTER DURABILITY TEST
 1.2 CONTACT CURRENT RATING: 5A
 1.3 DIELECTRIC WITHSTANDING VOLTAGE: 100V AC R.M.S.
 1.4 INSULATION RESISTANCE 100MΩ Min
 1.5 OPERATING TEMPERATURE: -40°C ~ 80°C
 2. MECHANICAL CHARACTERISTICS:
 2.1 MATING FORCE: 5~20 N.
 2.2 UNMATED FORCE: INITIAL 8~20N; 6~20N AFTER DURABILITY TEST
 2.3 DURABILITY: 10,000 CYCLES
 3. Product number code:
 DS1144-42 - X X X X X X X

- X: Packing Type
- R: Tape On Reel
- Shell Plating
- N: Full Nickel
- Housing color
- W: White
- Contact Plating
- 7: Gold Plating 30u"
- 8: Gold Flash
- Mounting type
- S: SMT type
- Connector type
- F: Female
- No. of contacts
- 24: 24pin



(Series Image-Reference Only)

A12	GND	B1	GND
A11	SSRXp2	B2	SSTxp2
A10	SSRXn2	B3	SSTXn2
A9	VBUS	B4	VBUS
A8	SBU1	B5	CC2
A7	Dn1	B6	Dp2
A6	Dp1	B7	Dn2
A5	CC1	B8	SBU2
A4	VBUS	B9	VBUS
A3	SSTXn1	B10	SSRXn1
A2	SSTxp1	B11	SSRXp1
A1	GND	B12	GND

GENERAL TOLERANCE		ANGLE TOLERANCE	
X.	±0.60	X.	±5°
.X	±0.38	.X	±3°
.XX	±0.25	.XX	±2°

DRAWING TYPE	CUSTOMER
SCALE	1:1
SHEET	1 OF 1
DRAWING NO.	C-DS1144-42-XXXXXX-A

PROJECTION	TITLE
UNITS	mm
SHEET SIZE	A4

SERIES	DS1144-42 SERIES
TITLE USB C Type 24P Female SMT Type L=8.85mm Waterproof Grade IP-54	

NO.	VARIETY	MATERIAL	QT,Y	REMARK
10	COVER	High temperature material	1	White UL94 V-0
09	MYLAR	—	1	T=0.10 MM
08	OUT SHELL	STAINLESS STEEL	1	T=0.30 Plating nickel
07	IN SHELL	STAINLESS STEEL	1	T=0.30
06	OVER MOULDING	—	1	White UL94 V-0
05	BOTTOM CONTACT I/M	High temperature material	1	White UL94 V-0
04	TOP CONTACT I/M	High temperature material	1	White UL94 V-0
03	SHIELDING PLATE	STAINLESS STEEL	1	T=0.15 Plating nickel
02	BOTTOM CONTACT	Copper alloy	1	T=0.12 Au Plated
01	TOP CONTACT	Copper alloy	1	T=0.12 Au Plated