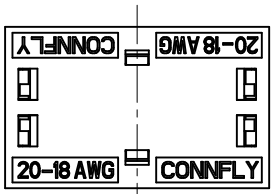


The information provided herein is from CONNELY Electronic Co., Ltd. and is confidential. Any disclosure to a party other than the recipient is prohibited. The intellectual properties and its rights contained herein, including but not limited to, trademarks, patents, copyrights, trade secrets, and technical know-how, are owned exclusively by CONNELY or its affiliates. Unauthorized use of this information in any format or manner. CONNELY may enforce its intellectual property rights at its own discretion; failures or delays to exercise such rights does not constitute a waiver of such rights.

1 2 3 4 5 6 7 8

Dept	
Qty	
DC	1
ED	1
IE	1
ISO	1
PD	1
R&D	1
SD	1
QA	1
QC	1
QE	1

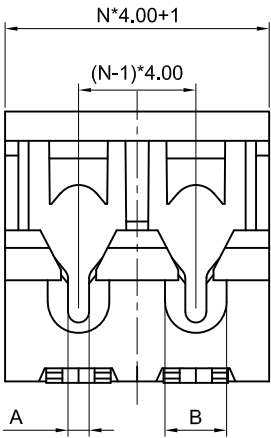
N=No. of positions



(Table A)

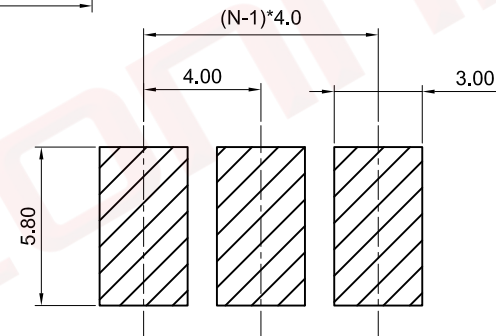
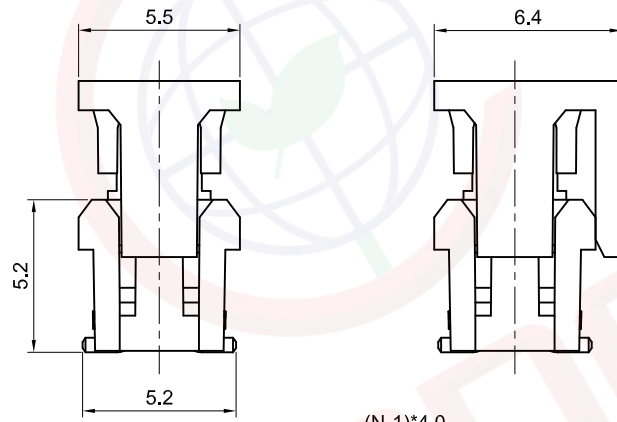
Wire Gauge	Wire OD(Insulation)	A(mm)	B(mm)
AWG #24	Ø1.1~1.6mm	0.37	1.6
AWG #22		0.47	
AWG #20	Ø1.6~2.1mm	0.60	2.1
AWG #18		0.72	

REV.	DESCRIPTION	DRAWN	CHECKED	APPROVED
A	NEW RELEASE	LJC 10/28/13'		
F	DRAWING UPDATE	JLZ 04/30/24'		



Wire Through Hole

Wire Stop



Recommend PCB layout
Tolerance:±0.05mm

NOTES:

1.Materials:

- 1.1. Insulator: High Temperature 260°C,UL94-V0 Rated, color of Ivory or Black,RoHS,REACH compliance.
- 1.2. Pin: Copper Alloy, Plating Matt Tin or Gold.

2.Specifications:

- 2.1. Temperature Range: -40~+125°C.
- 2.2. Contact Resistance: 20mΩ maximum.
- 2.3. Insulation Resistance: 1000MΩ minimum.
- 2.4. Dielectric Withstanding Voltage: 1000V AC 1 minute.
- 2.5. Voltage Rating: 320V AC/DC.
- 2.6. Current Rating: 9A max per pin.
- 2.7. Application Wire Range: AWG #24-18(0.2~0.75mm). Wire is Stranded Type.
- 2.8. Resistance to soldering heat: 260°C,3-5seconds.
- 2.9. Durability: 3 cycles.
- 2.10. Packing Type: 13" Tape On Reel, 400pcs/Reel(1,2,3p)
- 2.11. Wire Through Hole & Stop Optional.
- 2.12. Cover Together With Housing, Mounting to Cable is very Convenient.

3. Product Number Code:

DS1137-06 - X X X X X X X

- Packing Type
- R: Tape On Reel.
- Cap Options
- A: Wire Through Hole
- B: Wire Stop
- Wire Gauge Size(See Table A)
- 24: AWG #24 22: AWG #22
- 20: AWG #20 18: AWG #18
- Pin plating
- 6: Full tin.
- 8: Full gold flash.
- Housing Color
- A: Ivory
- B: Black
- Connector Type
- F: Female
- No. of positions
- 01:1p 02:2p 03: 3p



(Series Image-Reference Only)

GENERAL TOLERANCE		ANGLE TOLERANCE	
X.	±0.60	X.	±5°
.X	±0.38	.X	±3°
.XX	±0.25	.XX	±2°
DRAWING TYPE		CUSTOMER	
SCALE		1:1	SHEET 1 OF 1
DRAWING NO.		C-DS1137-06-XXXXX-F	

PROJECTION		TITLE	4.0mm LED Series IDC & SMT Type H=6.2mm
UNITS	mm		
SHEET SIZE	A4	SERIES	DS1137-06 SERIES

晨翔电子有限公司
CONNELY CONNELY ELECTRONIC CO. LTD

1 2 3 4 5 6 7 8