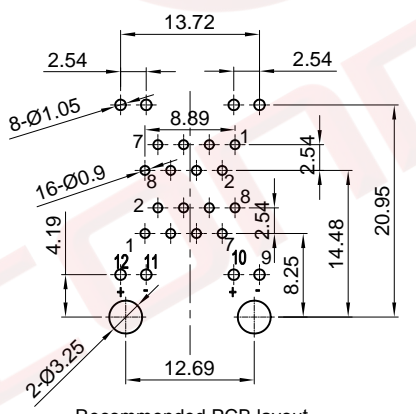
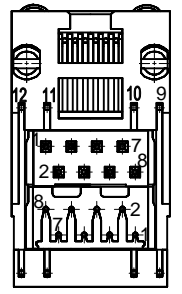
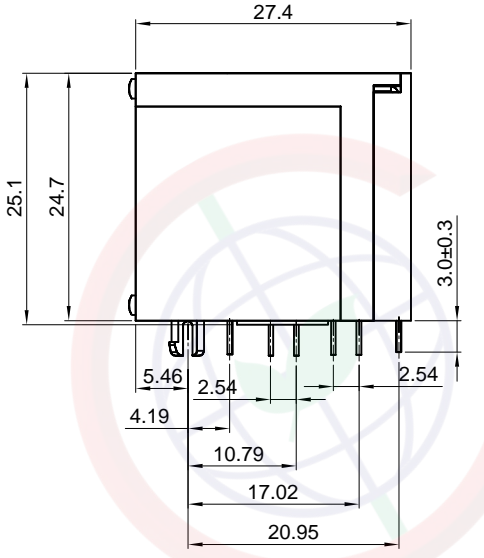
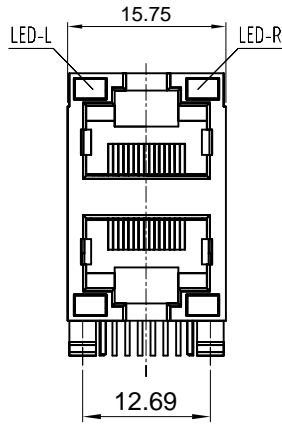


Dept	
Qty	
DC	1
ED	1
IE	1
ISO	1
PD	1
R&D	1
SD	1
QA	1
QC	1
QE	1

The information provided herein is from CONNELY Electronic Co., Ltd. and is confidential. Any disclosure to a party other than the recipient is prohibited. The intellectual properties and its rights contained herein, including but not limited to, trademarks, patents, copyrights, trade secrets, and technical know-how, are owned exclusively by CONNELY or its affiliates. Unauthorized use or reproduction of any part of this document is strictly prohibited. CONNELY may enforce its intellectual property rights at its own discretion, failures or delays to exercise such rights does not constitute a waiver of such rights. Its use in any format or manner. CONNELY may enforce its intellectual property rights at its own discretion, failures or delays to exercise such rights does not constitute a waiver of such rights.

REV.	DESCRIPTION	DRAWN	CHECKED	APPROVED
A	NEW RELEASE	JLZ 05/10/17'		
B	DRAWING UPDATE	JLZ 04/07/22'		



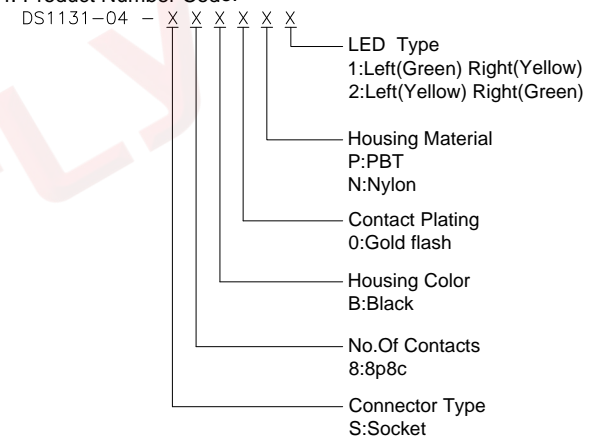
Recommended PCB layout
(Tolerance:±0.05)



(Series Image-Reference Only)

Notes:

- Electrical Characteristics:
 - Contact Resistance: 300mΩ Max.
 - Dielectric Withstanding Voltage: 500V AC(rms) For 1 Minute.
 - Insulation Resistance: 1000MΩ Min.
 - Current Rating:1.5A.
 - Voltage Rating:125V AC rms.
- Environment Characteristics:
 - Temperature: -40°C~+85°C.
- Materials:
 - Contact Material: Copper Alloy.
 - Contact Plating: Gold flash.
 - Insulator Materials: PBT or Nylon,Black.
- Product Number Code:



GENERAL TOLERANCE		ANGLE TOLERANCE		PROJECTION		TITLE	PCB Jack 8 Positions 2*1 Port		
X.	±0.60	X.	±5°	UNITS	mm	W/O Shell & W/ LED Type			
.X	±0.38	.X	±3°	SHEET SIZE	A4	SERIES	DS1131-04 SERIES		
.XX	±0.25	.XX	±2°	晨翔电子有限公司 CONNFLY CONNELY ELECTRONIC CO. LTD					
DRAWING TYPE		CUSTOMER							
SCALE	1:1	SHEET	1 OF 1						
DRAWING NO.		C-DS1131-04-XXXXXX-B							