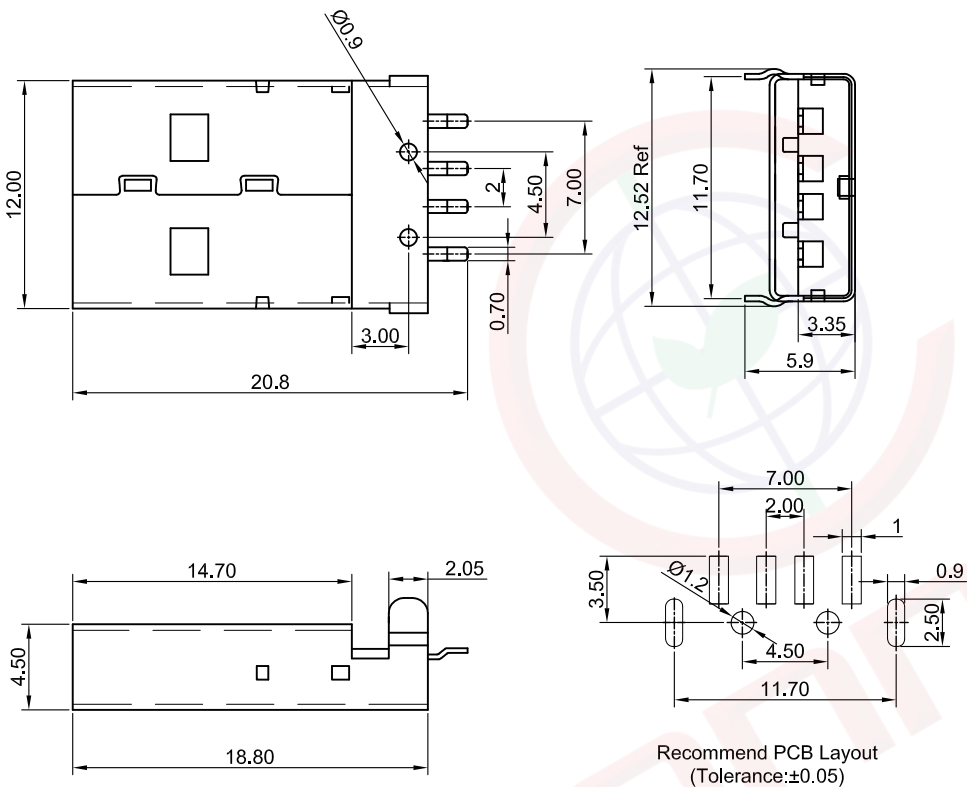


The information provided herein is from CONNELY Electronic Co., Ltd. and is confidential. Any disclosure to a party other than the recipient is prohibited. The intellectual properties and its rights contained herein, including but not limited to, trademarks, patents, copyrights, trade secrets, and technical know-how, are owned exclusively by CONNELY or its affiliates. Unauthorized use of this information in any format or manner. CONNELY may enforce its intellectual property rights at its own discretion; failures or delays to exercise such rights does not constitute a waiver of such rights.

1 2 3 4 5 6 7 8

REV.	DESCRIPTION	DRAWN	CHECKED	APPROVED
A	NEW RELEASE	LJH 05/09/05'		LJC 05/09/05'
B	DRAWING UPDATE	JLZ 11/06/17'		

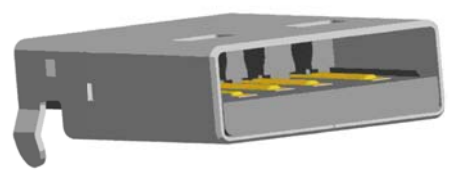
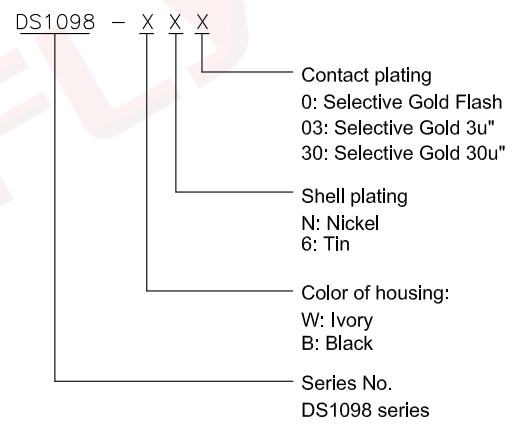


NOTES:

- Specifications:
 - Contact resistance: 30mΩ max.
 - Insulation resistance: 1000MΩ min.
 - Current rating: 1.5A.
 - Voltage rating: 30VDC.
 - Dielectric withstanding voltage: AC 500V for 1 minute.

- Materials:
 - Housing: High temp (UL94 V-0).
 - Contact: Copper alloy
 - Shell: Steel

3. Product number code:



(Series Image-Reference Only)

GENERAL TOLERANCE		ANGLE TOLERANCE		PROJECTION		TITLE	USB A TYPE MALE SMT TYPE			
X.	±0.60	X.	±5°	UNITS	mm	SERIES	DS1098 SERIES			
.X	±0.38	.X	±3°	SHEET SIZE	A4					
.XX	±0.25	.XX	±2°							
DRAWING TYPE		CUSTOMER			晨翔电子有限公司 CONNFLY CONNELY ELECTRONIC CO. LTD					
SCALE		1:1	SHEET						1 OF 1	
DRAWING NO.		C-DS1098-XXX-B								

1 2 3 4 5 6 7 8