

Dept	
Qty	
DC	1
ED	1
IE	1
ISO	1
PD	1
R&D	1
SD	1
QA	1
QC	1
QE	1

The information provided herein is from CONNELY Electronic Co., Ltd. and is confidential. Any disclosure to a party other than the recipient is prohibited. The intellectual properties and its rights contained herein, including but not limited to, trademarks, patents, copyrights, trade secrets, and technical know-how, are owned exclusively by CONNELY or its affiliates. Unauthorized use of the information herein is strictly prohibited. CONNELY may enforce its intellectual property rights at its own discretion, failures or delays to exercise such rights does not constitute a waiver of such rights.

REV.	DESCRIPTION	DRAWN	CHECKED	APPROVED
A	NEW RELEASE	JLZ 01/12/15'		
B	Drawing Update	JLZ 03/04/22'		

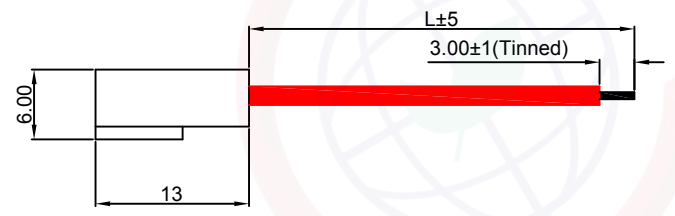
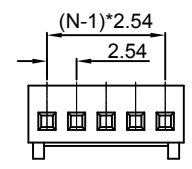
NOTES:

- Materials:
 - Housing material: Nylon 66
 - Contact: Copper Alloy
 - Wire Insulator: PVC
 - Wire: Tin Plated Copper
- Specifications:
 - Current Rating: 1.5A(24AWG)
 - Voltage Rating: 250V AC/DC
 - Contact Resistance: 20mΩ Max.(Connector Only)
 - Insulation resistance: 1000MΩ Min.(Connector Only)
 - Wire Range: AWG#22~26(UL 1007)
- Packing Type: PE Bag+Inner Box+Ouler Box
- Product Number Code:


DS1070-03 - X X X X X X X

 - Wire length(Dim L)
080: 80mm
180: 180mm
 - Housing color
V: Ivory
 - Contact plating
6: Full Tin
8: Full Gold
 - Mounting type
C: Crimp
 - Wire gauge
26: AWG #26 24: AWG #24
22: AWG #22
 - Connector type
F: Female
 - No.of contacts
2~20

N=No.of contacts



- PIN 1 Red
- PIN 2 Black
- PIN 3 Green
- PIN 4 White
- PIN 5 Blue
- PIN 6 Yellow
- PIN 7 Red
- PIN 8 Black
- PIN 9 Green
- PIN 10 White
- PIN 11 Blue



(Series Image-Reference Only)

GENERAL TOLERANCE		ANGLE TOLERANCE	
X.	±0.60	X.	±5°
.X	±0.38	.X	±3°
.XX	±0.25	.XX	±2°
DRAWING TYPE		CUSTOMER	
SCALE		1:1	SHEET 1 OF 1
DRAWING NO.		C-DS1070-03-XXXXXX-B	

PROJECTION		TITLE	2.54mm 2510 Type With Crimp Wire
UNITS	mm	SERIES	DS1070-03 SERIES
SHEET SIZE	A4		

晨翔电子有限公司
CONNFLY CONNELY ELECTRONIC CO., LTD