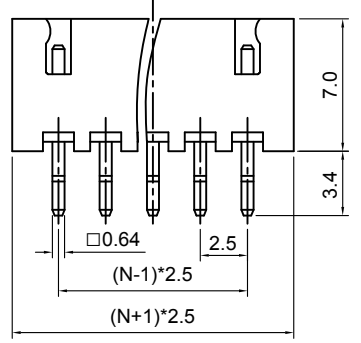


Dept	
Qty	
DC	1
ED	1
IE	1
ISO	1
PD	1
R&D	1
SD	1
QA	1
QC	1
QE	1

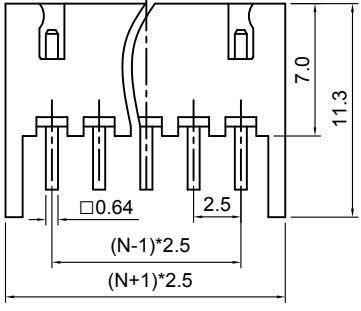
The information provided herein is from CONNELY Electronic Co., Ltd. and is confidential. Any disclosure to a party other than the recipient is prohibited. The intellectual properties and its rights contained herein, including but not limited to, trademarks, patents, copyrights, trade secrets, and technical know-how, are owned exclusively by CONNELY or its affiliates. Unauthorized use or reproduction of any part of this document is strictly prohibited. CONNELY may enforce its intellectual property rights at its own discretion, failures or delays to exercise such rights does not constitute a waiver of such rights.

REV.	DESCRIPTION	DRAWN	CHECKED	APPROVED
A	NEW RELEASE	LJH 06/28/05'		LJC 06/28/05'
E	DRAWING UPDATE	JLZ 04/25/19'		
F	DRAWING UPDATE	JLZ 05/05/23'		

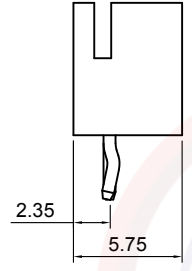
Male V/T TYPE



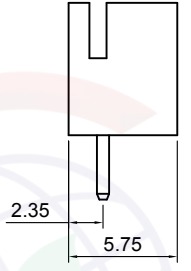
Male Right Angle



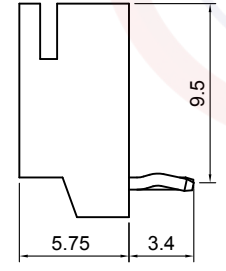
N=No. of contact



W/ kink

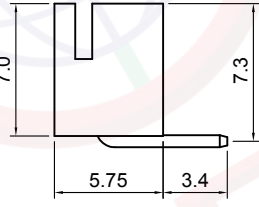


W/O kink



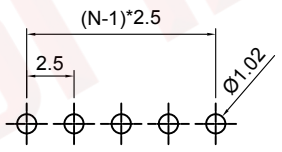
2-7(include) pins

Type A

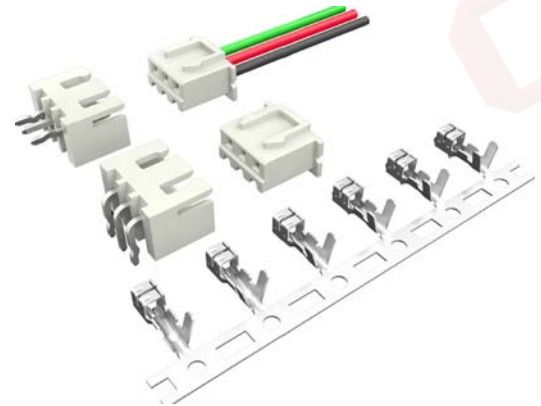


All of pins

Type B



Recommend PCB layout (Tolerance:±0.05)



(Series Image-Reference Only)

NOTES:

- Main specifications
 - Housing material: Nylon 66
 - Wire range: AWG#28~#22
 - Rated voltage: 250V
 - Rated current: 3A(22AWG)
 - Contact resistance: 30mΩ
 - Insulation resistance: 1000MΩ
 - Withstanding voltage: 500V,AC 1 minute
 - Temperature range: -25 ~ +85°C
 - Recommend PC board thickness:1.6mm
- Product number code:

DS1069 - X X X X X X X

- Bend Type(R/A only)
 - A: Type A(W/ Kink only)
 - B: Type B
- Contact Type
 - X: W/O kink
 - S: W/ kink
- Contact Plating
 - 6: Tin
 - 8: Full gold flash
- Housing Color
 - W: White B: Black
 - L: Blue Y: Yellow
- Mounting type
 - V: V/T
 - R: Right Angle
- Connector type
 - M: Male
- No. of contact
 - 2 to 20

GENERAL TOLERANCE		ANGLE TOLERANCE	
X.	±0.60	X.	±5°
.X	±0.38	.X	±3°
.XX	±0.25	.XX	±2°

DRAWING TYPE	CUSTOMER		
SCALE	1:1	SHEET	1 OF 2
DRAWING NO.	C-DS1069-XXXXX-F		

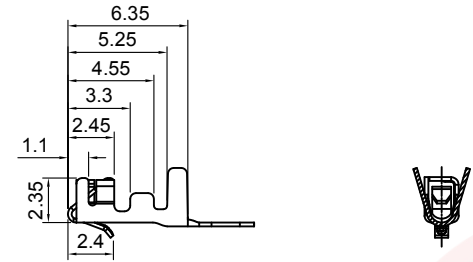
PROJECTION		TITLE	P.C.B CONNECTOR 2.5mm XH TYPE	
UNITS	mm	SERIES	DS1069 SERIES	
SHEET SIZE	A4			

晨翔电子有限公司
CONNFLY CONNELY ELECTRONIC CO. LTD

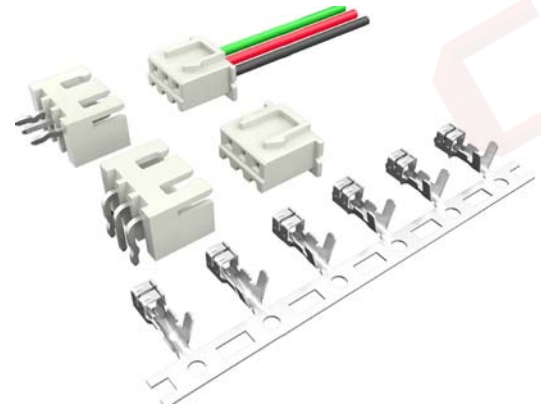
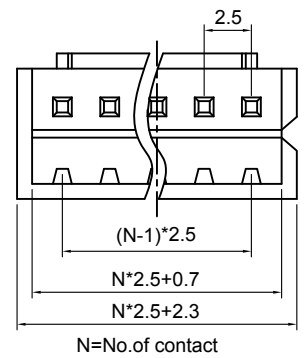
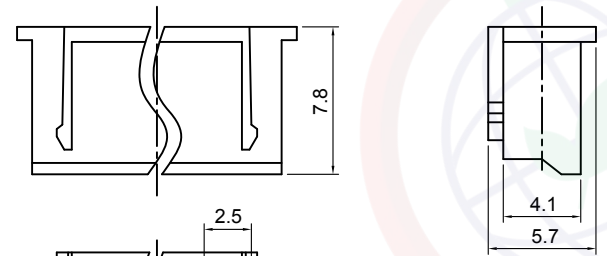
The information provided herein is from CONNELY Electronic Co., Ltd. and is confidential. Any disclosure to a party other than the recipient is prohibited. The intellectual properties and its rights contained herein, including but not limited to, trademarks, patents, copyrights, trade secrets, and technical know-how, are owned exclusively by CONNELY or its affiliates. Unauthorized use or reproduction of any part of this document is strictly prohibited. CONNELY may enforce its intellectual property rights at its own discretion, failures or delays to exercise such rights does not constitute a waiver of such rights.

REV.	DESCRIPTION	DRAWN	CHECKED	APPROVED
A	NEW RELEASE	LJH 06/28/05'		LJC 06/28/05'
E	DRAWING UPDATE	JLZ 04/25/19'		

Female Terminal



Female Housing



(Series Image-Reference Only)

NOTES:

- Main specifications
 - Housing material: Nylon 66
 - Wire range: AWG#28~#22
 - Rated voltage: 250V
 - Rated current: 3A(22AWG)
 - Contact resistance: 30mΩ
 - Insulation resistance: 1000MΩ
 - Withstanding voltage: 500V,AC 1 minute
 - Temperature range: -25 ~ +85°C
 - Recommend PC board thickness:1.6mm
- Product number code:

Female Terminal

T-DS1069-S C 6 0 0
 Contact Plating
 6: Tin

Wire Range		O.D of Wire
Section Area (mm) ²	AWG#	mm
0.08~0.33	28~22	1.2~1.9

Female Housing

I-DS1069-S C W 0 X
 No.of contact
 02~20

GENERAL TOLERANCE		ANGLE TOLERANCE		PROJECTION	TITLE
X.	±0.60	X.	±5°		P.C.B CONNECTOR 2.5mm XH TYPE
.X	±0.38	.X	±3°	mm	
.XX	±0.25	.XX	±2°	SHEET SIZE	A4
DRAWING TYPE		CUSTOMER		SERIES	DS1069 SERIES
SCALE		1:1	SHEET	2 OF 2	
DRAWING NO.		C-DS1069-XXXXX-E			

